




Universal RF receiver

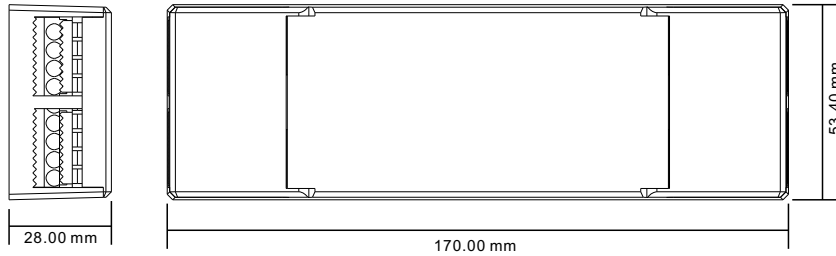
Model: RFREC2



Parameter

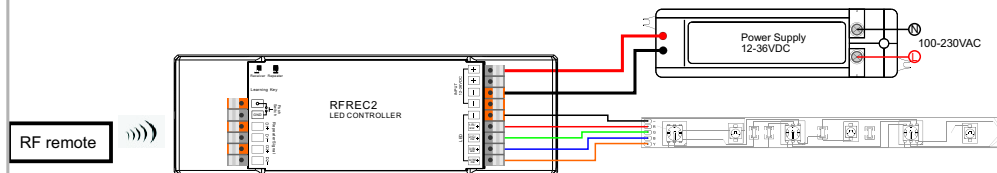
Part No.	Input Voltage	Output Current	Output Power	Remarks
RFREC2	12-36VDC	4x5A	4x(60-180)W	Constant voltage

Product Size

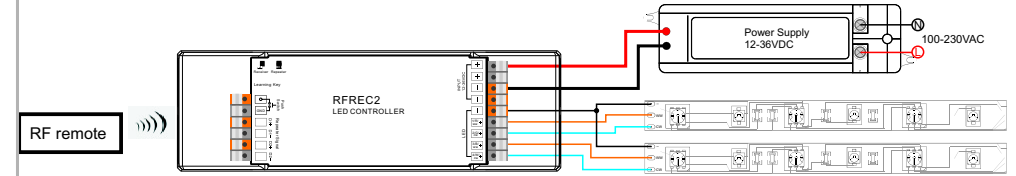


Wiring diagram

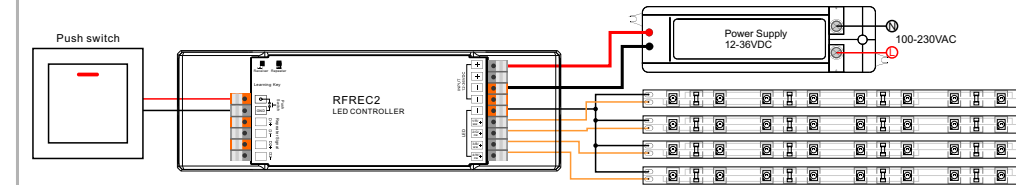
Output V+ is common anode for RGBW LED



Output V+ can be common anode for CCT CW+WW LED can connect 2 parallel lines CW+WW LED

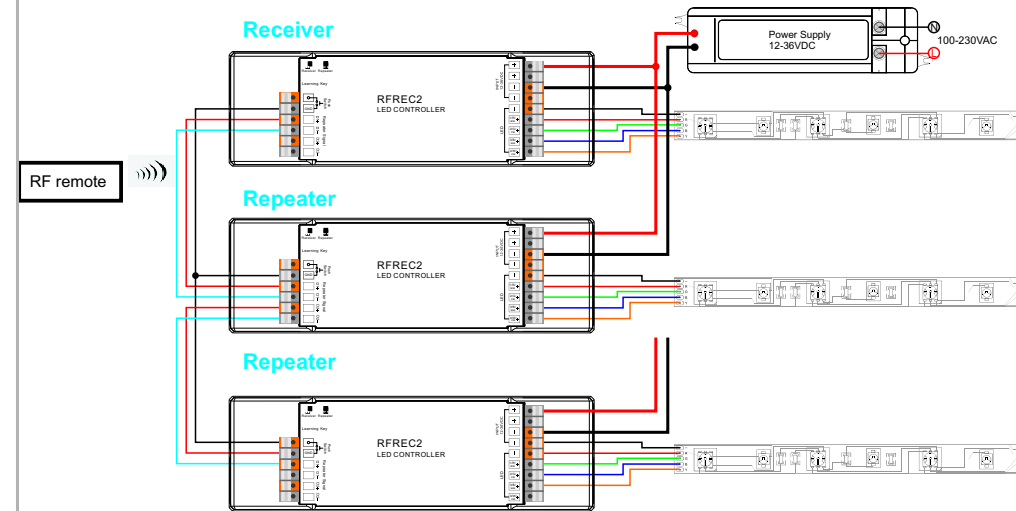


For mono single color LED can control by push switch



When connected to Push Switch, short press push switch for switch ON/OFF, long press push switch to dim up/down the brightness

Receiver/Repeater setting jumper
Receiver Repeater One receiver can connect multiple repeaters to realize perfect sync the sync distance can be over 100m no volt drop.



Safety & Warnings

- 1) The product shall be installed and serviced by a qualified person.
- 2) IP20. Please avoid the sun and rain. When installed outdoors, please ensure it is mounted in a water proof enclosure.
- 3) Always be sure to mount this unit in an area with proper ventilation to avoid overheating.
- 4) Please check if the output voltage of any LED power supplies used comply with the working voltage of the product.
- 5) Never connect any cables while power is on and always assure correct connections to avoid short circuits before switching on.
- 6) Please ensure that the cable is secured tightly in the connector
- 7) For update information please consult your supplier.